
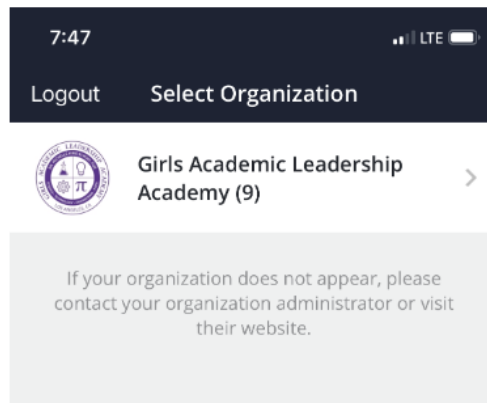


How Sync the GALA Calendar to your Computer and iPhone

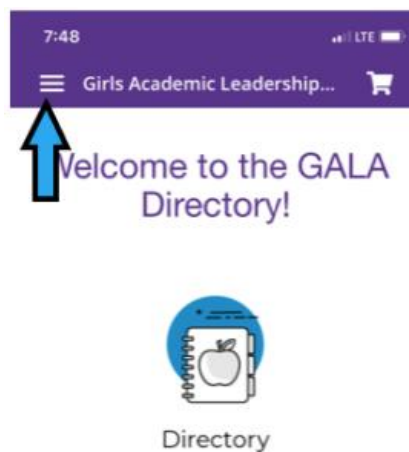
1. Download Membership Toolkit app to your computer or iPhone, the app is available for free in the App Store, please see image below.



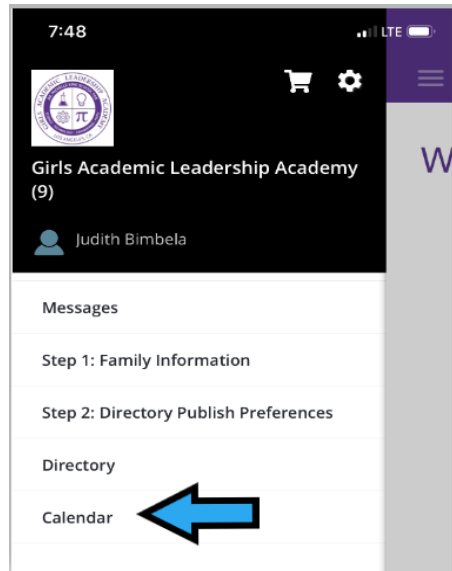
2. Once you have downloaded the app, you sign in and click on GALA



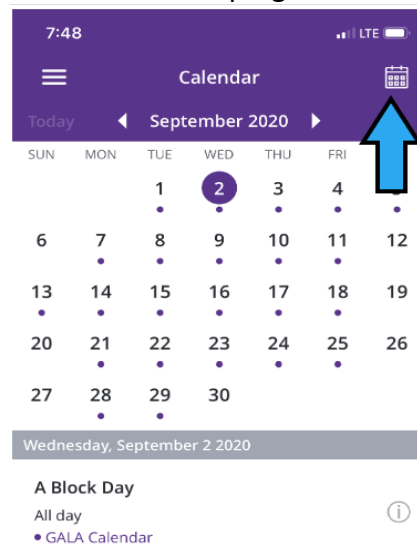
3. Then click on the 3 parallel lines on your left-hand side



4. Click on Calendar



5. Then Click on the Calendar icon on the top right-hand side



6. Then click on "Sync to device Calendar"

